

Accessing full-text journal articles

Can't find it? [Request it!](#)

"I want to quickly check if the library has an article I need"

Use the library catalogue

1. Access the catalogue: <http://monash.worldcat.org/>
2. Enter the title of the journal article into the search box.
3. Refine your search using the selections along the left hand side.
4. Click the View Full Text button to access an article.
5. When prompted, log in using your Monash Health ID and password.

[View full text](#)


"I need to find many articles" or "I like to find articles while browsing the web"

Use LibKey Nomad

1. [Visit the webpage](#) and download the extension for your browser
2. Select 'Monash Health Library' as your institution.
3. When searching PubMed or a publisher's website, you will see Article Link or Download PDF buttons that let you know the article is available through the library.
4. Click on the button and log in using your Monash Health ID and password.



[Article Link](#)

[Download PDF](#)

 See the [LibKey Nomad user guide](#) for more info.

"I want to read a whole issue of a journal"

Use BrowZine

1. Go to BrowZine: <https://browzine.com/libraries/1284/>
2. Enter the name of the journal you want to access.
3. Click on the title in the results.
4. Click on the Download PDF  or Link to Article button. 
5. When prompted, log in using your Monash Health ID and password.

 See the [BrowZine user guide](#) for more info.

"How do I access full-text in Ovid platforms, such as Medline?"

Use LibKey Nomad

1. In your search results, click on the LibKey Link or Full-Text link along the right hand side.
2. When prompted, log in using your Monash Health ID and password.

 See the [Medline user guide](#) for more info.